

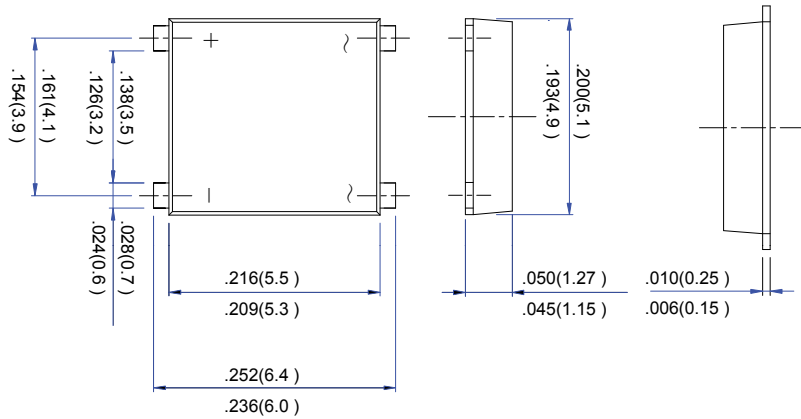


EBS101 thru EBS107

Vertrieb durch
Sinus Electronic GmbH
anfragen@sinus-electronic.de
07132 9969 0



Glass Passivated Bridge Rectifier



Ordering Information

Part Number	Case	Compound
EBS1xx	EBS	Non Green
EBS1xx-H	EBS	Green

EBS

Dimensions in inches and (millimeters)

PRIMARY CHARACTERISTICS

I_F	1A
V_{RRM}	50~1000V
I_{FSM}	30A
V_F	1.1V
$T_J \text{ max}$	150°C

Features

- Ideal for printed circuit board
- Reliable low cost construction utilizing molded plastic technique results in inexpensive product
- Lead tin plated copper
- UL NO:E355733

MECHANICAL DATA

- Polarity:Symbol molded on body
- Mounting position :Any

MAXIMUM RATINGS (TA=25°C unless otherwise noted)

PARAMETER	SYMBOL	EBS101	EBS102	EBS103	EBS104	EBS105	EBS106	EBS107	UNIT
Maximum Recurrent Peak Reverse Voltage	V_{RRM}	50	100	200	400	600	800	1000	V
Maximum RMS Bridge Input Voltage	V_{RMS}	35	70	140	280	420	560	700	V
Maximum DC blocking voltage	V_{DC}	50	100	200	400	600	800	1000	V
Maximum Average Forward Rectified Output	I_F	1.0							A
Peak forward surge current, 8.3ms single half sine-wave superimposed on rated load	I_{FSM}	30.0							A
Maximum Forward Voltage Drop Per Bridge Element at 1A Peak	V_F	1.1							V
Maximum DC Reverse Current @ $T_J=25^\circ\text{C}$ at Rated DC Blocking Voltage @ $T_J=125^\circ\text{C}$	I_R	5 200							uA
Typical Thermal Resistance (Note1)	$R_{\theta JC}$	75.0							°C / W
Operating Temperature Range	T_J	-55 to +150							°C
Storage Temperature Range	T_{STG}	-55 to +150							°C

NOTES:

1. Thermal resistance junction to case



Glass Passivated Bridge Rectifier

FIG. 1-TYPICAL FORWARD CURRENT DERATING CURVE

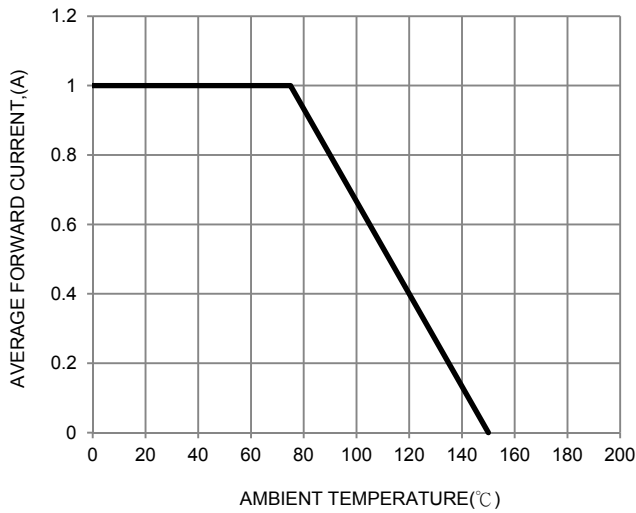


FIG. 2-TYPICAL FORWARD CHARACTERISTICS

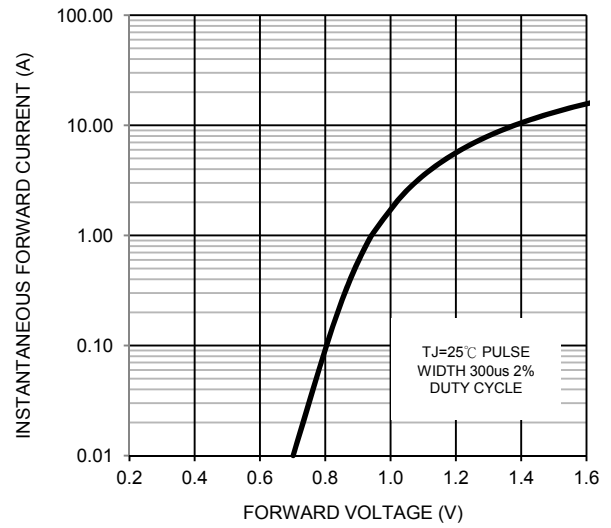


FIG. 3-MAXIMUM NON-REPETITIVE FORWARD SURGE CURRENT

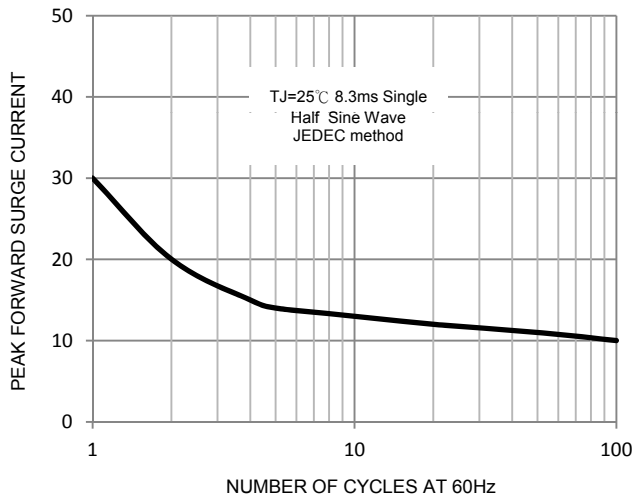


FIG. 4-TYPICAL REVERSE CHARACTERISTICS

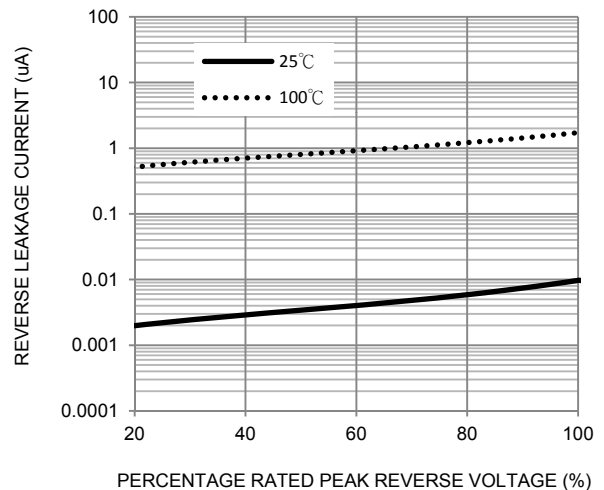


FIG. 5-TYPICAL JUNCTION CAPACITANCE

